Caucasus Research Resource Center Armenia

THE JUNE SOCIUM

pre-election survey 2026

June 2026
Yerevan, Armenia

Copyright

This publication is entirely the authorship and intellectual property of CRRC-Armenia Foundation.

The reproduction, distribution and/or transmission of this publication, or any part thereof, by any means, including screenshots, photocopying, recording, or any other electronic or printed method, **is not permitted without the informed consent of the authors and without proper acknowledgement of the source.**

© 2026 — Caucasus Research Resource Center-Armenia Foundation
All rights reserved.

Contact: crrc@crrc.am | crrc.am

Foreword

The study **"The June Socium: Pre-Election Survey 2026"** was conducted by the Caucasus Research Resource Center (CRRC)-Armenia Foundation on a voluntary basis, at its own initiative, and through self-financing.

Ahead of the parliamentary elections of June 7, a number of pre-election survey results have been circulating in the public sphere. At least some of these have been presented to the public in an incomplete or improper manner, with non-transparent descriptions of methodology, concealed sources of funding or data, ambiguous approaches to data processing, and guided or, at times, speculative interpretations. In some cases, survey results have even been presented as pre-election forecasts, which is methodologically problematic.

In this context, there is a clear shortage of reliable, transparent data free from excessive interpretation.

This initiative by CRRC-Armenia Foundation is aimed precisely at helping to fill that gap. The public deserves and has the right to see the actual state of public opinion without unnecessary noise, without biased interpretations, and without attempts to translate data into the language of political preferences or ideological assumptions.

This material presents the survey results, as they are. We call on all individuals, media outlets, political parties, and other institutions using these data to do so responsibly, with interpretive transparency and proper reference to the original source.

At the same time, the Foundation does not assume responsibility for monitoring or interpreting the subsequent use of these data, any secondary conclusions drawn from them, or any political interpretations based on them. These data are made available to the public as a public resource; therefore, their fair and responsible use is a matter of public responsibility.

This is NOT a Forecast

In this material, we do not forecast the election results. What is presented here are the results of a pre-election survey, clearly, transparently, and without unnecessary noise.

A survey measures the state of public opinion during a specific period of time. It shows how respondents answered the questions during the days when the survey was conducted.

A forecast is a different type of analytical exercise. It attempts to estimate possible election outcomes through the application of various statistical models, based on a set of assumptions and specific techniques for processing and reconstructing data.

For this reason, **pre-election forecasts should be approached with the utmost caution.**

This is not a forecast.

Methodological overview

Mode of data collection	Computer-Assisted Telephone Interviewing (CATI)
Sample size	1,200
Sampling strategy	Random Digit Dialling (RDD)
Target population	Citizens of the Republic of Armenia aged 18 and above who are eligible to vote
Maximum interview duration	4 minutes
Response rate	37,4%
Fieldwork period	May 29-31, 2026
Confidence level	95%
Margin of error	+/- 2,8%

*CRRC-Armenia Foundation **strictly upholds and advocates** for the principle of methodological transparency. The published methodological overview includes only the most essential information. For any additional questions, clarifications, or further details, please contact us at crrc@crrc.am.*

Respondent Profile (N=1200)

Age group

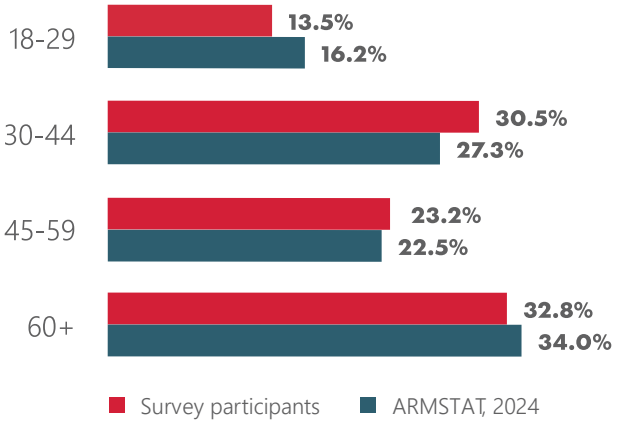

Sex

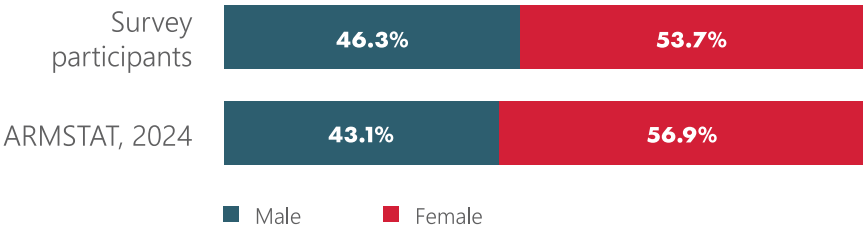

Settlement

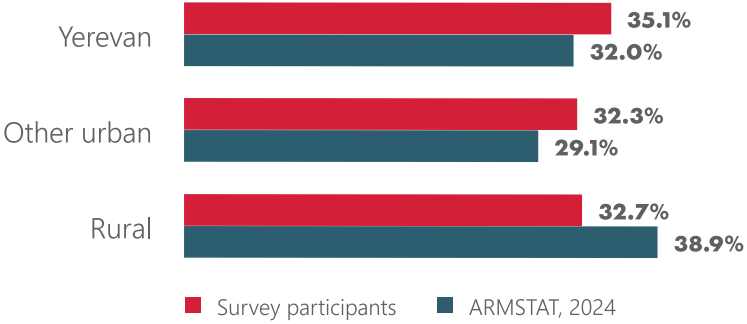

To assess the demographic profile of respondents in comparative terms, the 2024 data from the Integrated Living Conditions Survey (ILCS) of the Statistical Committee of the Republic of Armenia were used as the reference source.

V1. Are you planning to vote in the June 7 parliamentary elections? (N=1200)

Public opinion survey results.

Sampling method: Random Digit Dialling (RDD). The results are representative of citizens of the Republic of Armenia eligible to vote, with a 95% confidence level and a margin of error of ±2.8%. Fieldwork period: May 29-31, 2026.

© Caucasus Research Resource Center-Armenia Foundation.

Insight from Caucasus Barometer

[VOTPRCP] If parliamentary elections were held next Sunday, would you participate in the elections or not? (Caucasus Barometer, 2024)

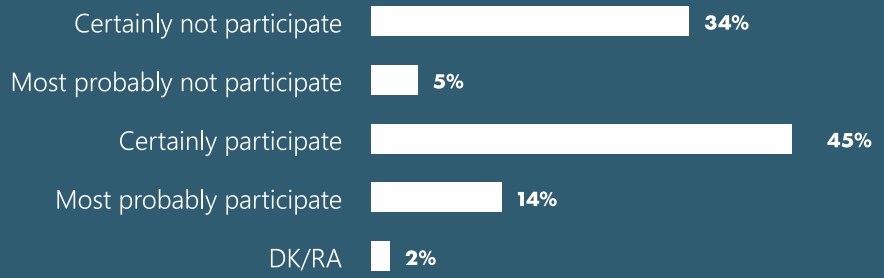

V2. Which registered party or alliance are you planning to vote for in the June 7 parliamentary elections?

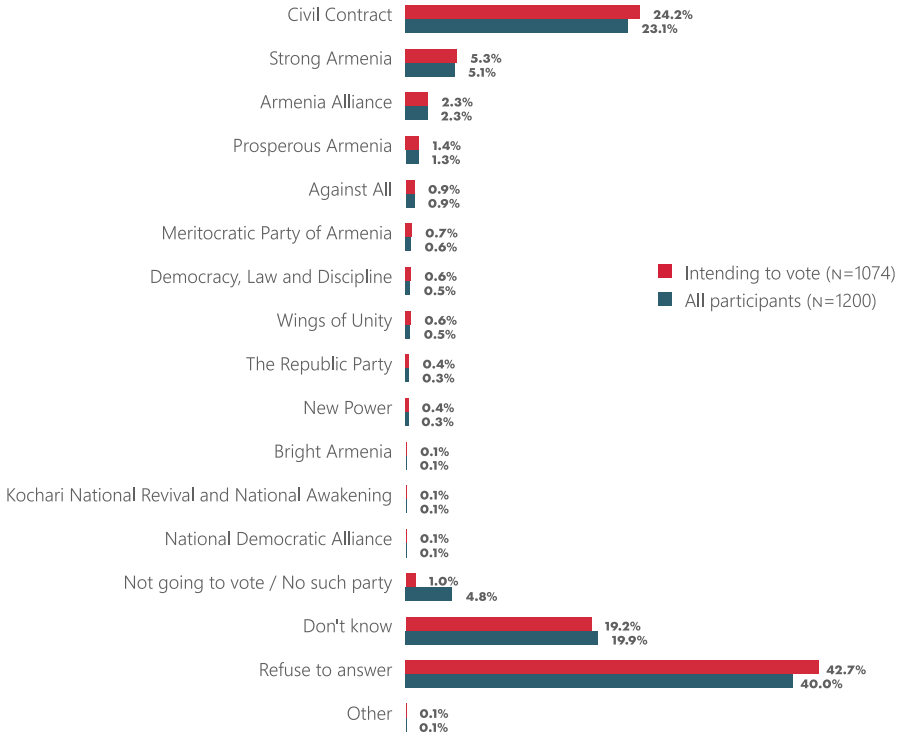

Public opinion survey results.

Sampling method: Random Digit Dialling (RDD). The results are representative of citizens of the Republic of Armenia eligible to vote, with a 95% confidence level and a margin of error of ±2.8%. Fieldwork period: May 29-31, 2026.

© Caucasus Research Resource Center-Armenia Foundation.

Response options were not read out; only one answer was accepted.

Respondents considered as intending to vote are those who answered "Definitely yes" or "Rather yes" to Question V1.

For respondents who gave any other answer to Question V1, Question V2 was asked with the following wording:

"If you were to participate, which party or alliance would you vote for in the June 7 parliamentary elections?"

V3. Which registered party or alliance (if any) would you under no circumstances vote for?

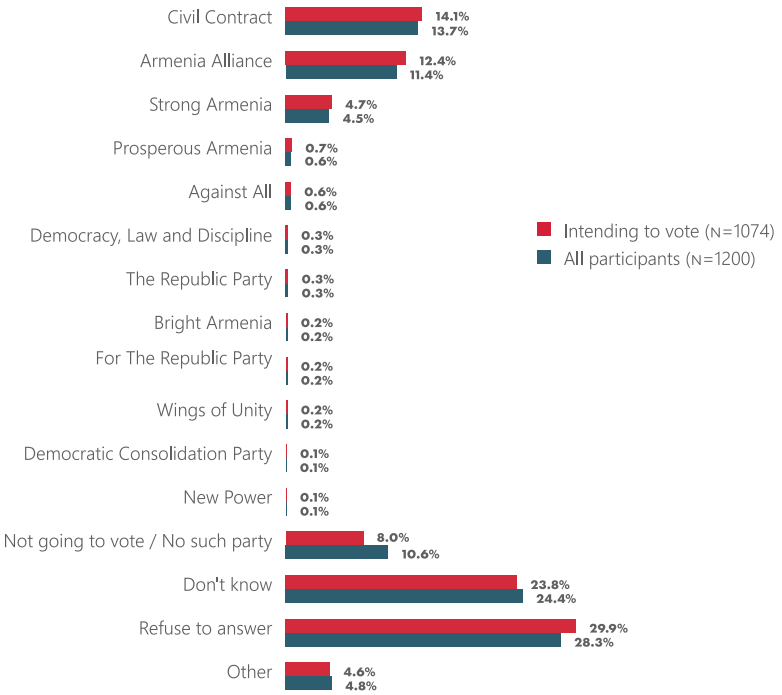

Public opinion survey results.

Sampling method: Random Digit Dialling (RDD). The results are representative of citizens of the Republic of Armenia eligible to vote, with a 95% confidence level and a margin of error of ±2.8%. Fieldwork period: May 29-31, 2026.

© Caucasus Research Resource Center-Armenia Foundation.

Response options were not read out; only one answer was accepted.

Respondents considered as intending to vote are those who answered "Definitely yes" or "Rather yes" to Question V1.

For respondents who gave any other answer to Question V1, Question V3 was asked with the following wording:

"If you were to participate, which party or alliance would you under no circumstances vote for in the June 7 parliamentary elections?"

V2 & V3.

Distribution of parties and alliances by the preferences and anti-preferences expressed by respondents intending to vote (N=1074)

Public opinion survey results.

ampling method: Random Digit Dialling (RDD). The results are representative of citizens of the Republic of Armenia eligible to vote, with a 95% confidence level and a margin of error of ±2.8%. Fieldwork period: May 29-31, 2026.

© Caucasus Research Resource Center-Armenia Foundation.

Response options were not read out; only one answer was accepted.

Respondents considered as intending to vote are those who answered "Definitely yes" or "Rather yes" to Question V1.

For respondents who gave any answer other than "Definitely yes" or "Rather yes" to Question V1, Questions V2 and V3 were asked with the following wording:

"If you were to participate, which party or alliance would you vote for / under no circumstances vote for in the June 7 parliamentary elections?"

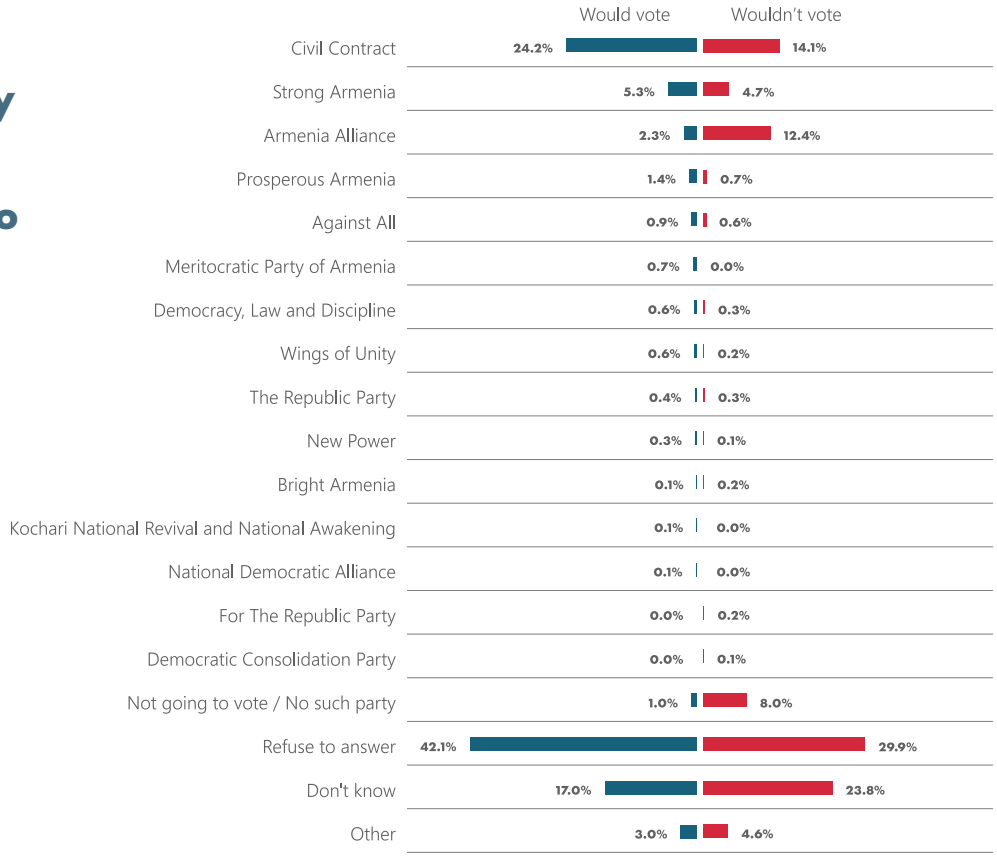

It is not recommended to subtract numbers between the indicated figures.

V4. In your opinion, will the June 7 parliamentary elections be free and fair? (N=1200)

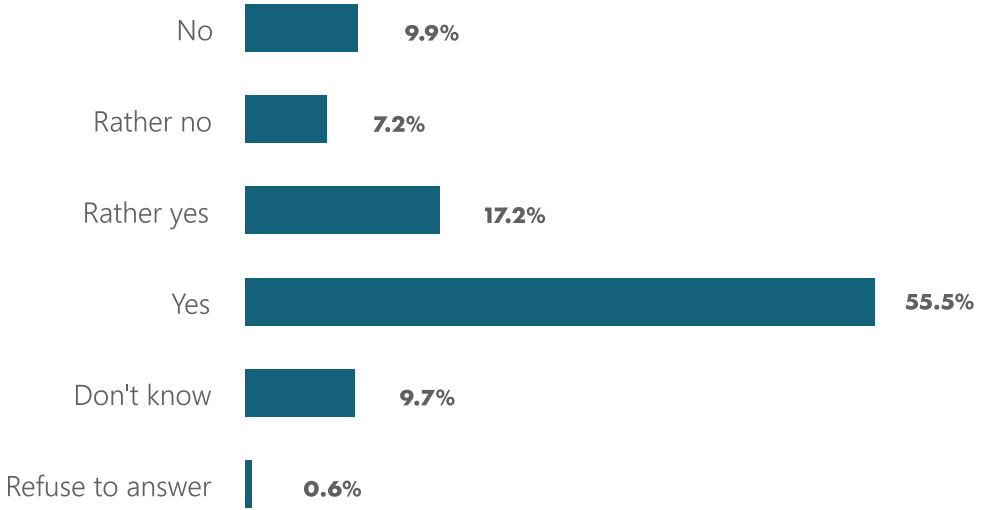

Public opinion survey results.

Sampling method: Random Digit Dialling (RDD). The results are representative of citizens of the Republic of Armenia eligible to vote, with a 95% confidence level and a margin of error of ±2.8%. Fieldwork period: May 29-31, 2026.

© Caucasus Research Resource Center-Armenia Foundation.

V5. Overall, do you think Armenia is heading in the right direction or in the wrong direction? (N=1200)

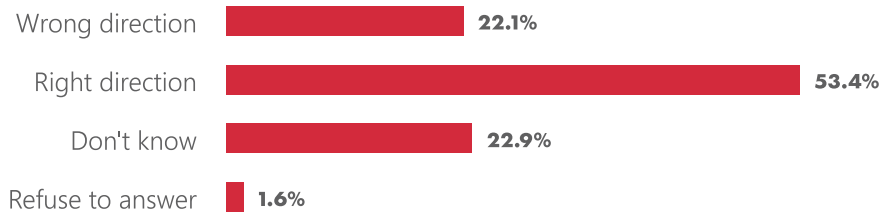

Public opinion survey results.

Sampling method: Random Digit Dialling (RDD). The results are representative of citizens of the Republic of Armenia eligible to vote, with a 95% confidence level and a margin of error of ±2.8%. Fieldwork period: May 29-31, 2026.

© Caucasus Research Resource Center-Armenia Foundation.

Insight from Caucasus Barometer

[POLDIRN] Direction in which Armenia's domestic politics are going (Caucasus Barometer, 2024)

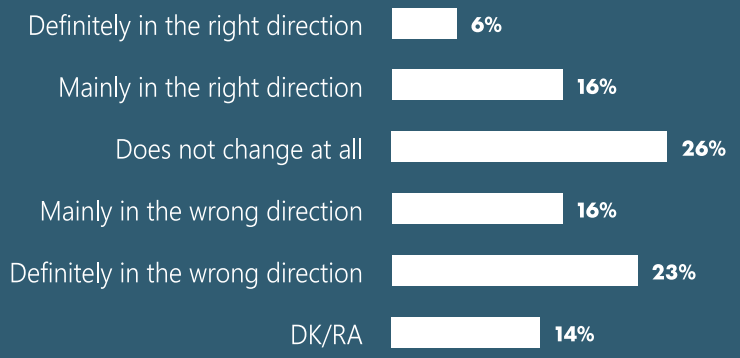

CRRC ARMENIA

crrc@crrc.am | crrc.am